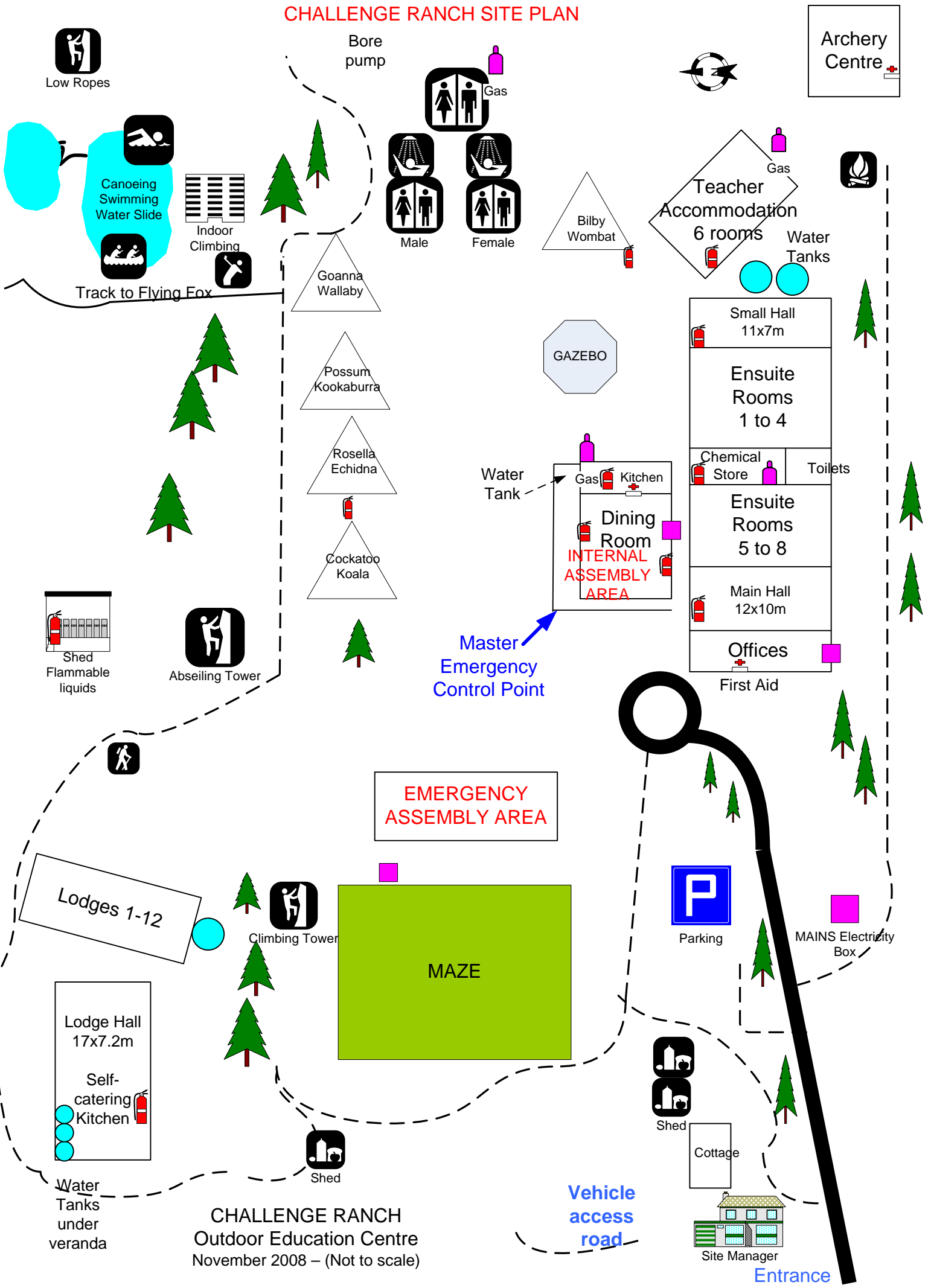


CHALLENGE RANCH SITE PLAN



Archery Centre



Low Ropes



Canoeing
Swimming
Water Slide



Indoor Climbing

Track to Flying Fox

Bore pump



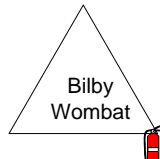
Gas



Male



Female



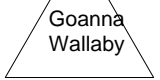
Bilby Wombat

Teacher Accommodation
6 rooms

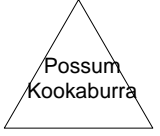


Gas

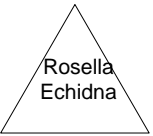
Water Tanks



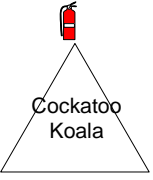
Goanna Wallaby



Possum Kookaburra



Rosella Echidna



Cockatoo Koala



GAZEBO

Water Tank



Gas



Kitchen



Dining Room

INTERNAL ASSEMBLY AREA

Chemical Store



Toilets

Small Hall
11x7m

Ensuite Rooms
1 to 4

Ensuite Rooms
5 to 8

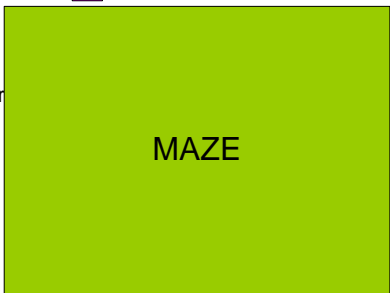
Main Hall
12x10m

Offices

First Aid

Master
Emergency
Control Point

EMERGENCY
ASSEMBLY AREA



MAZE



Parking

MAINS Electricity Box

Lodges 1-12



Climbing Tower

Lodge Hall
17x7.2m

Self-catering
Kitchen

Water Tanks
under
veranda



Shed



Shed

Cottage



Site Manager

Vehicle
access
road

Entrance

CHALLENGE RANCH
Outdoor Education Centre
November 2008 - (Not to scale)